


TRADITIONAL RAISED PANEL & CARRIAGE HOUSE DESIGN



8' x 7' and 16' x 7' BuildMark STS, Colonial in White

With a durable, two-sided steel design and a layer of polyurethane insulation, BuildMark STS[®] residential garage doors deliver the perfect combination of durability, quiet operation, and energy-efficiency. Choose from standard panel options in ranch, colonial, or flush. Or, for a distinctive look on your home, choose the carriage house panel option.

1 3/8" Thick Door Sections



The 1-3/8" thick door sections of Buildmark STS are made from two layers of strong, rust-resistant 25-gauge galvanized steel and are coated with a baked-on polyester paint finish for long life.

- 1** Baked-on Finish **4** High-Strength Steel
- 2** Epoxy Primer **5** Polyurethane Insulation
- 3** Galvanized Layer **6** High-Strength Steel

Hardware



Track formed from strong galvanized steel, paired with durable, long-wearing steel rollers ensures smooth, quiet operation.

Thermal Protection



A continuous thermal break (A), prevents heat-loss by eliminating metal-to-metal contact between inside and outside door surfaces. An air seal (B) blocks airflow between sections.

Insulation



Our innovative process fills 100% of the door's interior space. The energy-saving polyurethane core delivers an exceptional 12 R-Value and helps to reduce noise.

Finished Interior



BuildMark STS features a steel interior backing for a finished appearance and added durability.

Weatherseal



A vinyl weatherseal attached to a sturdy aluminum retainer helps keep out wind and rain.

Tamper-Resistant Cable Attachment



The tamper-resistant counter-balance cable attachment cannot be released while the cable is under tension, helping prevent injuries or accidents.

Snap-In Window Styles*



PLAIN RANCH (SHOWN)
OR PLAIN COLONIAL



ARCHED STOCKTON RANCH
Available for ranch, flush & carriage house panel options



STOCKBRIDGE RANCH



PRAIRIE RANCH



STOCKTON COLONIAL



STOCKTON RANCH



CASCADE COLONIAL



CASCADE RANCH



SHERWOOD COLONIAL



CATHEDRAL COLONIAL



SUNBURST COLONIAL



SUNBURST RANCH



SUNRAY RANCH*



BERKSHIRE RANCH*

*Not all window styles are shown. Please consult your Raynor Dealer or see the Raynor Decorative Window literature for more options.

*Windows are shown in single-car configurations, with the exception of Sunray Ranch and Berkshire Ranch.

Carriage House Panel Option



8' x 7' BuildMark STS with Carriage House panel options in ClayTone with Arched Stockton Ranch windows and decorative hardware.



The Carriage House panel option is available in widths of 8', 9', 10', 16', and 18' and in White, ClayTone or Almond. Add character to your door with attractive decorative face hardware in either Bean or Fleur-de-lis handles or straps.

Decorative Hardware



Bean Handles



Fleur-de-lis Handles



Bean Strap



Fleur-de-lis Strap

The black matte powder-coated straps and handles are designed to appear hand-forged, adding a historically-accurate dimensional quality to your door. Choose from handles and straps with Bean or Fleur-de-lis designs.


STANDARD SIZES

Heights: 6'6" through 10'0" in 3" increments*


Widths: 6', 8', 9', 10', 12', 15', 16', 18'

* 7'3" height not available

PANEL STYLES*



1-CAR COLONIAL



2-CAR COLONIAL



1-CAR RANCH



2-CAR RANCH



1-CAR FLUSH



2-CAR FLUSH

CARRIAGE HOUSE OPTION SIZES

Heights: 6'6" through 10'0" in 3" increments*


Widths: 6', 8', 9', 10', 12', 15', 16', 18'

* 7'3" height not available

PANEL STYLES*



1-CAR



2-CAR

*1-car doors shown in 8' x 7' configuration.

2-car doors shown in 16' x 7' configuration.

COLORS



WHITE



CLAYTONE



ALMOND

WARRANTY

Sections*: Limited Lifetime (Rust-Through)

Hardware/Springs: 1-year

*See full warranty details, available at www.raynor.com

1/3 HP Chain-Drive Opener



For smooth, dependable operation provided by a 1/3 HP chain drive motor, you get lasting performance.

Features. Chain drive system, 1/3 HP motor, and single light with lens cover lighting system.

Standard Accessories



1. Lighted Door Control Button. Conveniently raises and lowers your door from the comfort of your garage.

2. Hand-held Safety Signal™ Rolling Code Transmitters. Select a new code from over 100 billion possibilities each time you press the button. Makes it virtually impossible for burglars to capture your transmitter's code.

1/2 HP Chain-Drive Opener



Driven by a powerful 1/2 HP chain drive motor, you get lasting performance and smooth, dependable operation.

Features: Chain drive system, 1/2 HP motor, and single light with lens cover lighting system that produces 100 watts of light!

Standard Accessories



1. Deluxe Multi-Function™ Control Panel. Opens/closes door and turns garage door lights on/off from inside garage. Locks out all remote control signals when you're away. Includes an adjustable light timer and illuminated oversized push button.

2. Hand-held Safety Signal™ Rolling Code Transmitters. Select a new code from over 100 billion possibilities each time you press the button. Makes it virtually impossible for burglars to capture your transmitter's code.

Safety and Security Devices



PosiLock™ Security System. Once your garage door goes down, it's securely locked so an intruder cannot gain access.



Protector System Photo Eyes. Project an invisible beam across the door opening. If any object breaks the light beam while closing, the door will stop and reverse direction to full open position.



Manual Disconnect Pull Cord. Allows the door to be operated by hand in case of power failure. The door automatically reconnects when the wall button or transmitter is used.

RAYNOR OFFERS A FULL PRODUCT LINE OF RESIDENTIAL AND COMMERCIAL GARAGE DOORS.

FOR MORE INFORMATION, VISIT US ONLINE AT WWW.RAYNOR.COM

RAYNOR®

WWW.RAYNOR.COM

800-4-RAYNOR (472-9667)

P.O. Box 448, 1101 East River Road • Dixon, IL 61021-0448